

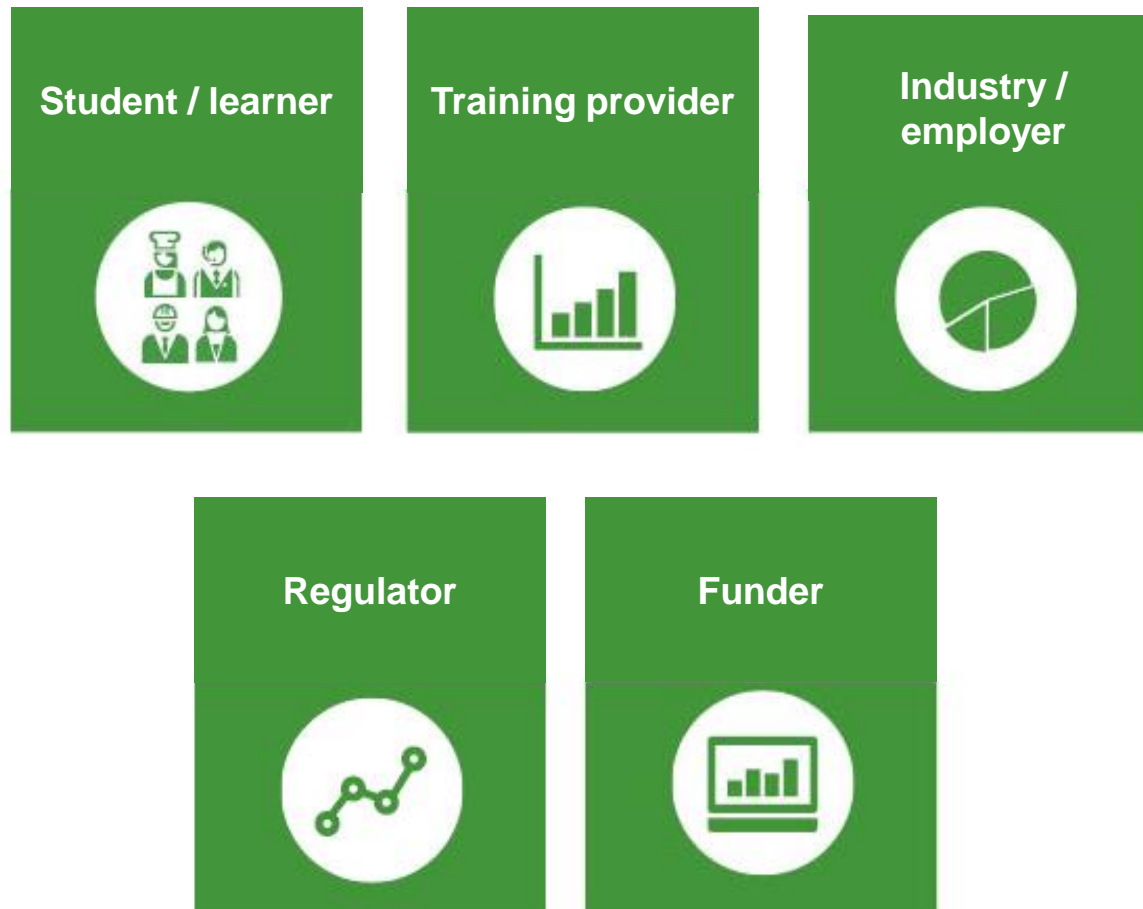
Getting big insights from big data

Dr Craig Fowler, Managing Director

National Centre for Vocational Education Research (NCVER)



Five perspectives – Data View of Quality



The National VET Statistical collections



Apprentices and trainees

Students and courses

- Government-funded students and courses
- Total VET students and courses

VET in Schools

VET finance



Student Outcomes Survey

Employers' use and views of the VET system

Longitudinal Survey of Australian Youth (LSAY)

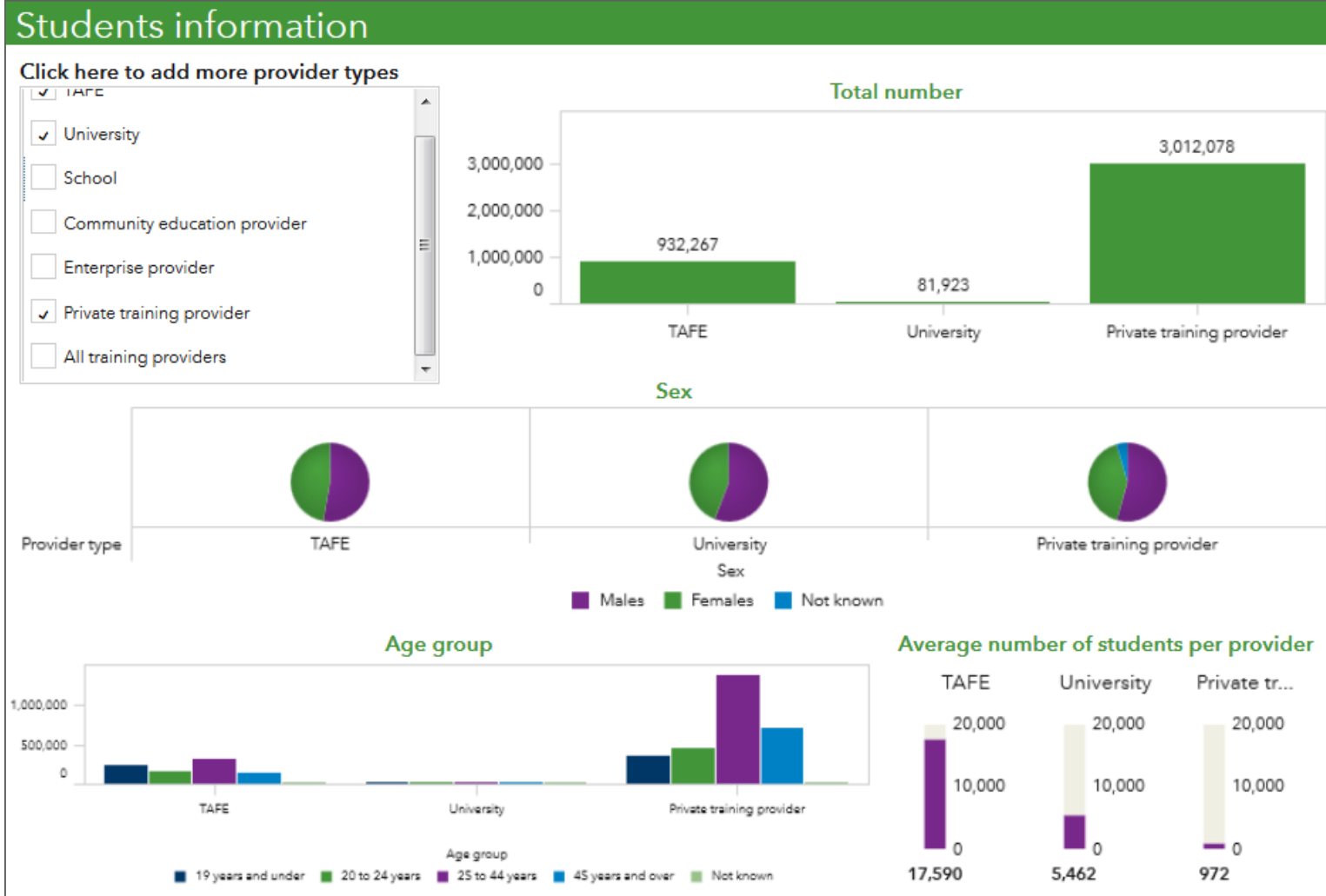


Information from big data

- Better support of 'risk-intelligence' for regulators
- Improved understanding of completion rates & patterns
- Potential for linking data collections – cross portfolio, cross education sector
- Analysis of pathways and learner diversity
- Improved understanding of effectiveness of training in improving student outcomes
- Improved policy making – efficiency, supply/demand, ROI



Tools to explore and uncover patterns



Mapping tools

Coming soon

ATLAS OF TOTAL VET 2015

Please wait for the map to appear and then use the filters below to select a statistical area

New South Wales
Central Coast
Statistical area level 3 (SA3)
Statistical area level 2 (SA2)

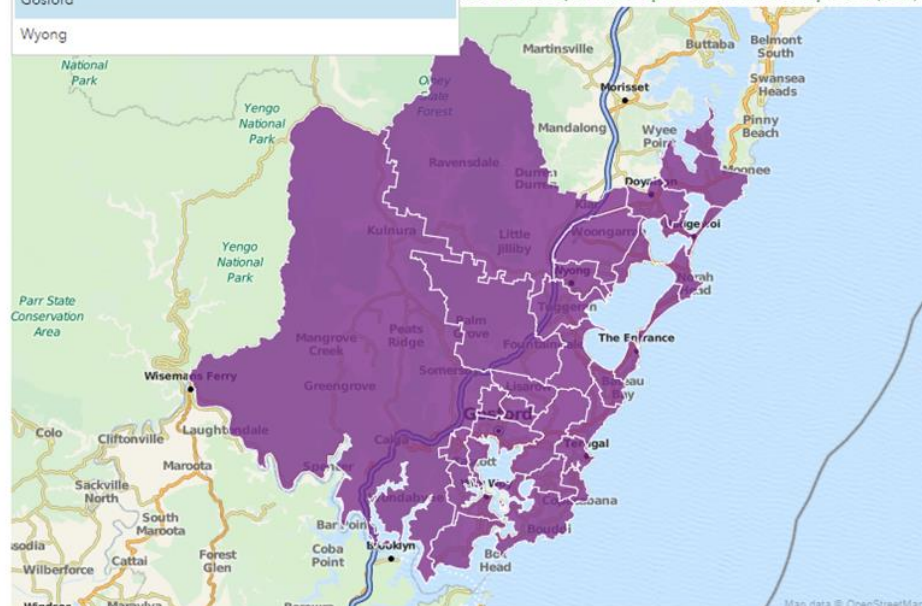
The charts below present the training profile for the statistical area selected above (where prompted, double click on a chart for additional information)

Program enrolments: top 10 occupations (ANZSCO 4-digit)

Occupation (ANZSCO 4-digit)	Enrolments
4117 - Welfare Support Workers	1,872
4211 - Child Carers	1,604
4310 - Hospitality Workers - nfd	1,451
8211 - Building and Plumbing Labourers	1,232
5311 - General Clerks	1,196
3995 - Performing Arts Technicians	1,183
4231 - Aged and Disabled Carers	1,108
6211 - Sales Assistants (General)	1,010
1320 - Business Administration Managers - nfd	976
8513 - Kitchenhands	886

Selected above, as made up of the smallest component (SA2)

Gosford
Wyong



◀ Prior Education
Equity Groups
Occupations
FOEs
Training Packages ▶



Stay connected

Subscribe

at www.ncver.edu.au

Follow



twitter.com/ncver or [@ncver](https://twitter.com/ncver)



[linkedin.com/company/ncver](https://www.linkedin.com/company/ncver)

Opportunities through data integration

Through integrated data, NZ students can see for themselves what income and employment opportunities they're likely to get from a particular area of study

Compare Study Options

Certificate Level 4
▼

in

Information technology
▼

Diploma: Total



Status one year after study

